



Stock ADA Substrate and Applique' Materials

SINGLE PLY MATERIALS

204 Bright White 0-0-0-0 PMS TRANS. WHITE	201 Soft White 0-0-5-0 PMS TRANS. WHITE	58 Frost 3-0-0-1 PMS 7541	214 Ash 3-3-6-7 PMS WARM GREY 1C	811 Parchment 5-5-15-8 PMS 7534	218 Sandalwood 5-10-30-0 PMS 2309	808 Sand 0-7-7-11 PMS 7604	32 Bisque 0-8-20-4 PMS 7506	20 Almond 0-2-16-7 PMS 7499	31 Bone 0-4-25-5 PMS 7401
851 Desert Sand 6-13-41-4 PMS 468	26 Khaki 0-6-23-23 PMS 7734	831 Beige 0-15-35-25 PMS 8021	33 Latte 0-15-35-38 PMS 8021	60 Putty 1 26-23-33-0 PMS 452	806 Putty 2 6-7-13-16 PMS 400	805 Candlewick 5-10-17-16 PMS 7528	39 Taupe 1 0-17-29-57 PMS WARM GREY 7	802 Taupe 17-25-22-51 PMS 409	61 Chestnut 0-48-55-67 PMS 7518
801 Antique Ivory 0-8-26-6 PMS 7506	821 Medium Brown 21-56-49-60 PMS 7518	803 Dark Brown 52-59-45-90 PMS 412	16 Chocolate Brown 0-41-35-93 PMS 439	29 Charcoal 29-14-0-100 PMS 411	307 Charcoal Grey 48-29-26-76 PMS 425	413 Cinder 30-42-34-75 PMS 438	51 Frosted Plum 0-10-7-74 PMS 432	50 River Clay 0-3-16-58 PMS COOL GREY 9	48 Oyster Shell 8-0-13-20 PMS WARM GREY 3C
308 Silver Grey 20-14-12-40 PMS COOL GREY 7	301 Grey 30-22-17-57 PMS COOL GREY 9	331 Grey Flannel 54-48-45-12 PMS COOL GREY 9	595 Driftwood 20-25-30-59 PMS 404	306 Pearl Grey 12-8-9-23 PMS COOL GREY 4	48 Light Grey 1 1-0-9-11 PMS COOL GREY 2	305 Light Grey 2 4-2-4-8 PMS COOL GREY 1	302 China Blue 58-32-18-54 PMS 7545	49 Slate Blue 19-4-0-66 PMS 5415	521 Coastal Blue 54-20-24-3 PMS 2177
36 Periwinkle 49-15-0-6 PMS 284	37 Light Blue 1 97-40-0-0 PMS 298	571 Light Blue 2 96-56-0-0 PMS 2175	506 Sapphire 98-62-0-14 PMS 2145	501 Blue 100-53-4-19 PMS 301	15 Blue 2 100-50-0-39 PMS 300	504 Air Force Blue 100-90-13-68 PMS 282	321 Slate 65-43-26-78 PMS 432	57 Cobalt Blue 100-70-0-56 PMS 662	40 Majestic Blue 79-63-0-70 PMS 7694
502 Marine Blue 100-63-16-78 PMS 2965	509 Bahama Blue 95-9-32-29 PMS 2145	46 Lagoon 68-0-25-45 PMS 7474	45 Intense Teal 83-0-33-47 PMS 7475	43 Spruce 36-0-28-68 PMS 5487	903 Black Forest Green 33-23-35-63 PMS 417	44 Mint 46-0-49-12 PMS 346	17 Spring Green 94-0-94-3 PMS 7724	901 Bright Green 93-14-65-51 PMS 347	902 Pine Green 98-14-65-51 PMS 3292
991 Hunter Green 79-34-62-84 PMS 5535	18 Evergreen 100-0-72-53 PMS 342	14 Yellow 0-11-100-0 PMS 108	701 Yellow 0-18-100-0 PMS 7724	62 Orange 0-60-100-0 PMS 166	902 Orange 0-56-89-15 PMS 1595	54 Cabernet 0-92-52-75 PMS 216	602 Burgundy 30-85-59-70 PMS 1817	52 Merlot 0-63-21-50 PMS 7637	53 Pipestone 0-87-80-43 PMS 484
601 Red 7-100-82-26 PMS 187	51 Pink 0-81-22-11 PMS 213	581 Ultra Violet 80-74-0-0 PMS 7670	823 Canyon 11-85-60-48 PMS 492	42 Medieval Copper 0-58-83-40 PMS 1615	398 Graphite 1	55 Graphite 2	59 Aged Bronze 0-46-85-66 PMS 161	871 Deep Bronze	891 Copper
		771 Gold	67 Metallic Gold	12 Gold	304 Silver	19 Silver Metallic	401 Black 100-79-44-93		



Stock ADA Substrate and Applique' Materials

METALLIC LAMINATES


STANDARD METALS



354
Brushed Aluminum
Black



984
Brushed Copper
Black



884
Brushed Deep Bronze
Black



754
European Gold
Black



714
Smooth Gold
Black



344
Smooth Silver
Black



734
Brushed Gold
Black



334
Brushed Silver
Black

METALGRAPH PLUS



314
Stainless Steel
Black



315
Stainless Steel
Blue



313
Stainless Steel
Silver



316
Stainless Steel
Red




364
Bright Nickel
Black



764
Antique Gold
Black



765
Antique Gold
Blue



767
Antique Gold
Gold



766
Antique Gold
Red



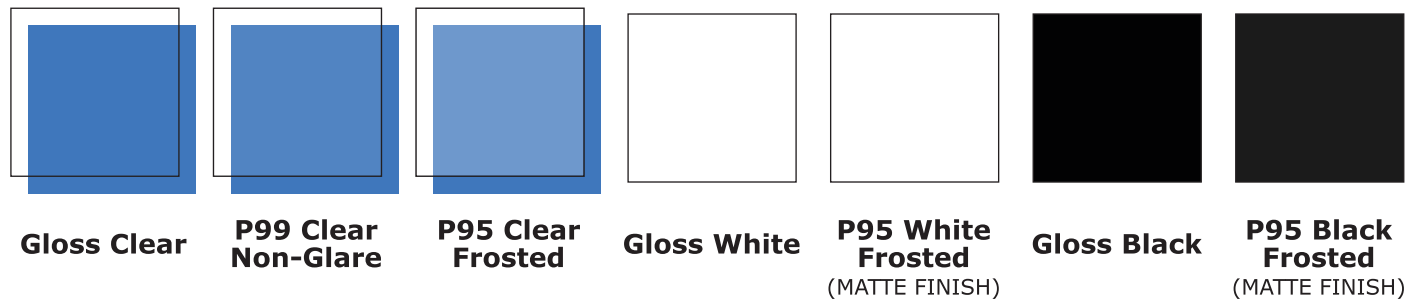
864
Copper Penny
Black



ADA Substrate Materials

AVAILABLE IN A VARIETY OF THICKNESSES

CAST ACRYLIC SHEET MATERIAL



REVERSE ULTRAMATTES

